

ACTIVITIES BY AGE ▾

LEARNING ▾

CREATIVITY ▾

GROSS MOTOR

FINE MOTOR

Search this website



LEARNING ▾

CREATIVITY ▾

GROSS MOTOR

FINE MOTOR

Search this website



You are here: [Home](#) / [Holiday & Seasonal](#) / [Seasonal](#) / [Spring](#) / [Homemade Nature Suncatcher Wind Chimes](#)

21
JUL

Homemade Nature Suncatcher Wind Chimes

Crafts
Science
Spring

Preschoolers
Grade School

Collage
Nature
Window

136 Comments

58K

14K

556

73K
SHARES

These are stunning suncatcher wind chimes the kids made that was inspired by [our fun tin can wind chimes](#), mixed with our [nature suncatchers](#). Yep! These double as gorgeous suncatchers. too!

This activity starts out with getting the kids really involved and moving because the kids get to explore in the backyard.

ACTIVITIES BY AGE ▾

LEARNING ▾

CREATIVITY ▾

GROSS MOTOR

FINE MOTOR

Search this website

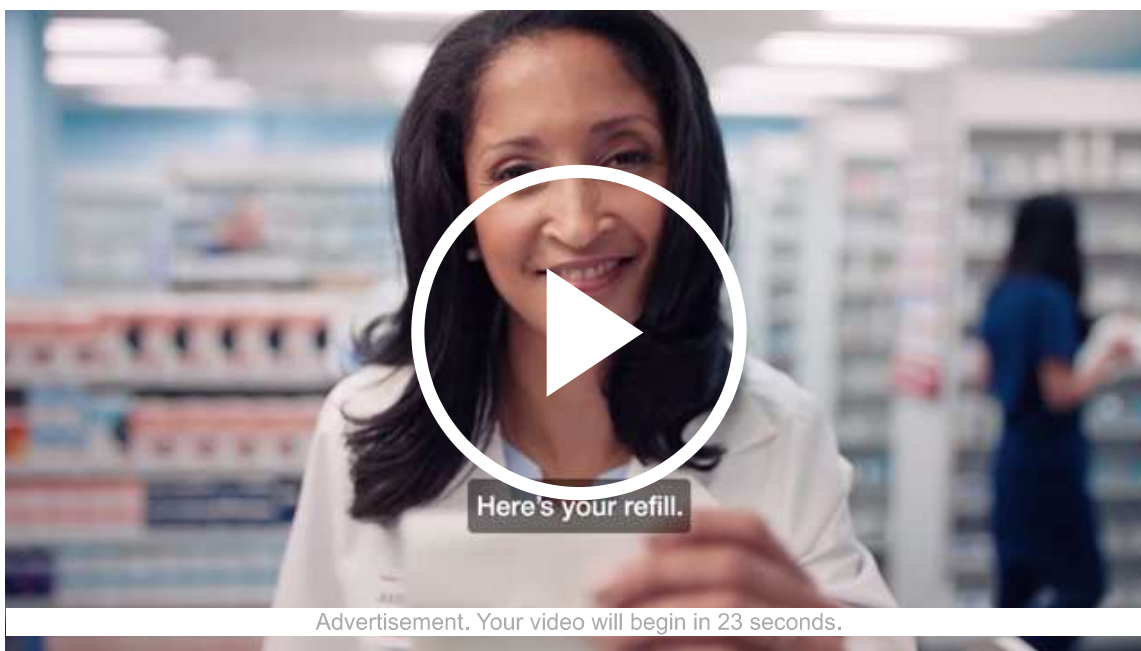


certain colors, textures, or shapes. we always love a good scavenger hunt, and nature ones are classic!

Just as a quick side note: I started doing [these 7 day challenges](#) as a way to get you motivated to engage and play with your kids. Whether it's because you're in a funk and need to get restarted, or if you're new to doing activities. Everyday for 7 days, I provide you a quick email with an activity to do with your kids each day. [You can join us here.](#)



MORE ACTIVITIES YOU MIGHT LIKE



ACTIVITIES BY AGE ▾

LEARNING ▾

CREATIVITY ▾

GROSS MOTOR

FINE MOTOR

Search this website



Once we collected our nature goodies (you don't need a lot, they go a long way!), its time to set up to make a collage of it all.

To make your found nature into wind chime suncatchers, you'll also need:

- Contact paper
- Scissors
- Marker or pen

ACTIVITIES BY AGE ▾

LEARNING ▾

CREATIVITY ▾

GROSS MOTOR

FINE MOTOR

Search this website



Cut a small piece of contact paper and trace the mason jar rings onto the contact paper side (not the part you peel off). Trace as many as you have rings for.

Then peel the backing off the contact paper and tap onto the surface, sticky side up.



ACTIVITIES BY AGE ▾

LEARNING ▾

CREATIVITY 

GROSS MOTOR

FINE MOTOR

Search this website



This is where the kids get to be as creative as they'd like!

Hand over the stash of nature items they found and let them fill in those circles.

We found it very cool to peel apart the flowers if they were big. To have a petal instead of a whole flower. Or if the flower was closed up or bell shaped, we peeled it open to fan it out. They made for some gorgeous suncatchers!



Once their collages were complete, we finished off the suncatcher with another piece of contact paper over top.

ACTIVITIES BY AGE ▾

LEARNING ▾

CREATIVITY ▾

GROSS MOTOR

FINE MOTOR

Search this website



Such pretty suncatchers already!



Then we cut them out. Along the circles we traced.

Henry, my oldest who is 6, cut his himself. I went back over them to cut them a tad bit smaller though.

We traced the outside of the mason jar ring, so to fit in the ring, they had to be slightly smaller.

ACTIVITIES BY AGE ▾

LEARNING ▾

CREATIVITY ▾

GROSS MOTOR

FINE MOTOR

Search this website



Then I tied a knot around the rings using the string we had on hand.

And simple pushed the suncatcher circles into the ring. We didn't need to tape them, they stayed securely in place. But I can see where you may need to.

I also tied the strings onto a stick to make them into a wind chime that we hung on our porch. Two actually, and I love looking at them!

ACTIVITIES BY AGE ▾

LEARNING ▾

CREATIVITY ▾

GROSS MOTOR

FINE MOTOR

Search this website



I love the simplicity of the raw mason jar rings. But I also think it would be fun to spray paint them to give them color, too.

However, I plan to use the lids again at some point for my jars, so I didn't want to 'ruin' them at this time.

ACTIVITIES BY AGE ▾

LEARNING ▾

CREATIVITY ▾

GROSS MOTOR

FINE MOTOR

Search this website



The boys are so proud of their suncatcher wind chimes! They love them!

And the sound they make is actually quite pleasant peaceful. I was nervous it would be clank-y, but its actually quite nice.

ACTIVITIES BY AGE ▾

LEARNING ▾

CREATIVITY ▾

GROSS MOTOR

FINE MOTOR

Search this website





Your **daily nudge** to do activities.

Wouldn't it be nice to have a daily nudge to say,
"Hey let's make some memories today!"

What if you had an easy-to-follow plan?

ACTIVITIES BY AGE ▾

LEARNING ▾

CREATIVITY ▾

GROSS MOTOR

FINE MOTOR

Search this website



THE ACTIVITY ROOM is your daily nudge for fun.

[LEARN MORE](#)

 58K

 14K

 556

 **73K**
SHARES

George is 3.5 years old | Henry is 6 years old

MORE HANDS ON KIDS ACTIVITIES TO TRY

ACTIVITIES BY AGE ▾

LEARNING ▾

CREATIVITY ▾

GROSS MOTOR

FINE MOTOR

Search this website



27 Colorful Spring Art Projects for Kids to be Creative



Counting Flower Petals



30 Oh-So-Cool Science Experiments for Preschoolers to Try



Nature Collage Suncatcher Craft for Toddlers

136 Comments

SHOW COMMENTS

Leave a Comment

Your email address will not be published. Required fields are marked *

Comment

Name *

ACTIVITIES BY AGE ▾

LEARNING ▾

CREATIVITY ▾

GROSS MOTOR

FINE MOTOR

Search this website



Website

SUBMIT

Hey! I'm Jamie. I have 3 boys that are crazy energetic & we like to have fun! Discover more about HOAWG here.



SUBSCRIBE TO OUR WEEKLY NEWSLETTER AND RECEIVE A FREE KIDS ACTIVITIES PLANNER

YES, PLEASE!

ACTIVITIES BY AGE ▾

LEARNING ▾

CREATIVITY ▾

GROSS MOTOR

FINE MOTOR

Search this website



WE'RE PROUD TO BE FEATURED



red tricycle™
www.red-tri.com



apartment
therapy



Courtesy of Disney



POPULAR POSTS

ACTIVITIES BY AGE ▾


LEARNING ▾

CREATIVITY ▾

GROSS MOTOR

FINE MOTOR

Search this website



MEET JAMIE

W
H
A
T
P
A
R
E
N
T
S
H
A
V
E
T

ACTIVITIES BY AGE ▾

LEARNING ▾

CREATIVITY ▾


GROSS MOTOR

FINE MOTOR

Search this website



HANDS ON ACTIVITIES



SHOP NOW

Get activity plans delivered to your inbox, every week!

JOIN NOW

Don't miss these posts other hands on parents love:



32 Scavenger Hunt Ideas for Kids To Do



Promote Fine Motor Skills with 30 Materials & Activities




Why Routines for Kids are Important



Physical Activities for Toddlers with Lots of Energy



35 Gross Motor Activities for Preschoolers that Like to MOVE



40 Awesome Number Activities for Preschoolers

Ready for fun with your kids?

PLAN THE FUN WITH THE FREE KIDS ACTIVITIES PLANNER!
AND RECEIVE ACTIVITIES EVERY WEEK!

ACTIVITIES BY AGE ▾

LEARNING ▾

CREATIVITY ▾

GROSS MOTOR

FINE MOTOR

Search this website



[HOME](#)

[ABOUT](#)

[CONTACT](#)

[SUBSCRIBE](#)

[ADVERTISE](#)

[AFFILIATES](#)

[CONTACT](#)

[DISCLOSURE](#)

[GIVEAWAY RULES](#)

[RESOURCES](#)

[SITEMAP](#)

COPYRIGHT © 2018 HANDS ON: AS WE GROW • ALL RIGHTS RESERVED • SITE DESIGN BY EMILY WHITE DESIGNS

AN ELITE CAFEMOM FAMILY & PARENTING PUBLISHER