



Learning Aabled Kids



[Table Of Contents](#) [Our Story](#) [Sandy's Books](#) [Meet Sandy](#) [Support Groups For Moms](#)

Kinesthetic Learning Styles : 24 Activities for Teaching

Multisensory
Instruction

Need 24 New
Ideas for Teaching
a Child with a
Kinesthetic
learning styles?

Is your child a dynamic,
on-the-go, active
learner? Do you need to
know how to teach
children with kinesthetic
learning styles?


Using kinesthetic
teaching activities
for kids with
kinesthetic
learning styles
keep your child
interested
in learning. It
also make lea

MORE IN MULTISENSORY INSTRUCTION

Auditory Learners : Auditory Learning & Teaching Activities

If your child is one of the Auditory Learners ... Have you figured out the best teaching activities to use when teaching your child? You...

easier and more fun!



Finding good kinesthetic activities for teaching children can be a bit difficult. However, there are many ways to teach a child with a kinesthetic learning style.

The chart below should give you 24 great teaching activity ideas for teaching kids with kinesthetic learning styles. This list of activities is worth bookmarking. It will help you keep your teaching varied. Variety makes learning fun and interesting for your child(ren).

If you are building multi-sensory learning plan for your child one of these activ

MORE IN MULTISENSORY INSTRUCTION

Auditory Learners : Auditory Learning & Teaching Activities

If your child is one of the Auditory Learners ... Have you figured out the best teaching activities to use when teaching your child? You...

your auditory and visual activities. Together, they will engage all of your child's senses in learning. When you've chosen your kinesthetic learning styles activities, then move on to the next step. There, you'll choose [tactile learning activities](#) for your child.

Whenever you are teaching a new topic, use one or more of the kinesthetic activities listed below. You can also come up with your own kinesthetic learning styles ideas. Be sure to write down all of the ideas you have. That will make coming up with ideas easier for you whenever you start a new lesson.

Kinesthetic Learning Styles based Activities:

Air Writing

[Build Models](#)



MORE IN MULTISENSORY INSTRUCTION

Auditory Learners : Auditory Learning & Teaching Activities

If your child is one of the Auditory Learners ... Have you figured out the best teaching activities to use when teaching your child? You...

[Learning through movement](#)

[Catch Ball](#)

Drills – Play catch while reviewing facts

Interpret Dance

Cooking / Building for measurement studies

[Jump Rope](#) Recitation Memorization while jumping

Field Trips

Large Art writing on whiteboard chalkboard

Frequent activity breaks / [Brain Gym](#)

[Letter Tiles](#)

[Hands-on Experiments](#)

Make your own “Walk and Talk” tapes for memorization

Hands-On Museum Visits

Nature H

Jump on a [mini trampoline](#) while memorizing

Have children set up a

MORE IN MULTISENSORY INSTRUCTION

Auditory Learners : Auditory Learning & Teaching Activities

If your child is one of the Auditory Learners ... Have you figured out the best teaching activities to use when teaching your child? You...

Note: Many of these Kinesthetic learning styles activities also work well for children who have a [Tactile learning style](#). These kinesthetic learning styles activities are also great for kids identified as having bodily kinesthetic intelligence.

Kinesthetic Learning Styles based Lesson Planning:

Create a multisensory lesson by selecting a Kinesthetic learning activity to use in teaching your child. Add the selected activity to your prior auditory and visual learning activities.

If you need to find out more about [teaching kids with kinesthetic learning styles](#), check out the [kinesthetic learners page](#) to learn more about this dynamic learning style.

Otherwise, click for more in this tutorial to learn more about multisensory teaching. After you choose the tactile

MORE IN MULTISENSORY INSTRUCTION

Auditory Learners : Auditory Learning & Teaching Activities

If your child is one of the Auditory Learners ... Have you figured out the best teaching activities to use when teaching your child? You...

learning activity, you will have written a complete multisensory lesson plan for teaching your child.

If your child is in public school, you might find the [suggestions for persons with kinesthetic learning styles at Utah Valley University](#) helpful to put into your child's [IEP](#). Doing so will insure your child's teachers know how to better serve him in a regular classroom.



Table of Contents

[hide]

0.1 Need 24 New Ideas for Teaching a Child with a Kinesthetic learning styles?

0.2 Using kinesthetic teaching activities for kids with kinesthetic learning styles will

keep your chi

interested

in learning. It

also make lea

easier and mo

fun!

MORE IN MULTISENSORY INSTRUCTION

Auditory Learners : Auditory Learning & Teaching Activities

If your child is one of the Auditory Learners ... Have you figured out the best teaching activities to use when teaching your child? You...

1 Kinesthetic Learning
 Styles based Activities:
 2 Kinesthetic Learning
 Styles based Lesson
 Planning:

Tagged with:
 Free Multisensory
 Teaching Tutorial,
 kinesthetic learning
 style, learning styles,
 list of kinesthetic
 learning activities,
 IVAKT learning styles

Auditory
 Learners :
 Auditory Learning
 & Teaching
 Activities

21 Teaching
 Activities for
 Tactile Learners &
 Tactile Learning



You CAN help your child overcome
 dyslexia with the book:

[The Dyslexia HELP
 Handbook for Parents](#)



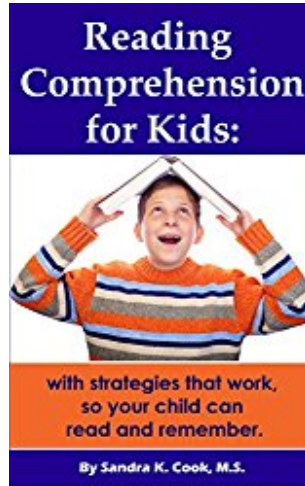
Your Guide to Overcoming Dyslexia Teaching
 Tools

MORE IN MULTISENSORY INSTRUCTION


[Auditory Learners : Auditory
 Learning & Teaching Activities](#)

Help REMEMBER If your child is one of the Auditory Learners ... Have you figured out the best teaching activities to use when teaching your child? You...

Reading Comprehension for KIDs



Advertisement:



MORE IN MULTISENSORY INSTRUCTION

Auditory Learners : Auditory Learning & Teaching Activities

If your child is one of the Auditory Learners ... Have you figured out the best teaching activities to use when teaching your child? You...

The image shows a vertical navigation menu for IXL Math Practice. At the top is the IXL logo in blue and orange, with the text "Math Practice" below it. Below the logo are ten green rounded rectangular buttons, each with an icon and a grade level: Kindergarten (dots), First Grade (pencil), Second Grade (plus sign), Third Grade (infinity symbol), Fourth Grade (percent sign), Fifth Grade (apple), Sixth Grade (less than or equal to sign), Seventh Grade (pencil), Eighth Grade (infinity symbol), Algebra 1 (x squared), Geometry (triangle), Algebra 2 (square root), and Precalculus (f). At the bottom of the menu is a blue button that says "Try 1 pra prob".

Meta

Log in
Entries [RSS](#)
Comments [RSS](#)
[WordPress.org](#)

This website is authored by Sandra Cook, who holds a Master's Degree in Instructional Design and Technology. The information provided within is educational in nature and designed to help you provide the best education possible for your child. If you need legal, psychological, or medical advice, please consult with a licensed lawyer, psychologist, or medical doctor. See the "Disclaimer, Terms of Use, and Legal

Copyright © 2003-2018, Learning Abled Kids, L.L.C., ALL Rights Reserved.
[Disclaimer, Terms of Use, and Legal Notification](#)
[Advertisement Policy, Privacy Policy, and Affiliate Compensation](#)
[About Us](#)
[Contact Information](#)

[Suffusion theme by Sayontan Sinha](#)

MORE IN MULTISENSORY INSTRUCTION

[Auditory Learners : Auditory Learning & Teaching Activities](#)

If your child is one of the Auditory Learners ... Have you figured out the best teaching activities to use when teaching your child? You...

Notification" link to the right of this notice for further information.

MORE IN MULTISENSORY INSTRUCTION

Auditory Learners : Auditory Learning & Teaching Activities

If your child is one of the Auditory Learners ... Have you figured out the best teaching activities to use when teaching your child? You...